

Deck Specifications for: _____

Name: _____

Address: _____

Legal Land Location: _____

Phone: _____

Contractor: _____ Phone: _____

Specifications

Structure

Attached: Or Detached: and size x

Provide the size in ft2 or m2

if over 55m2 (592 ft2) or more than 600mm (2') off ground;

then provide piles (see page 4 of 4)

Footing pad (Detail "A") size: x x thick

& must be reinforced

Provide distance between beams

If deck is attached to a mobile dwelling;

then deck foundation to be same as mobile dwelling's foundation

Or piles (Detail "B"; page 4 of 4)

& must be reinforced

Column size: " x " (i.e. 3 ply 2" x 6"/steel telepost)

Beam: ply of 2" x

Span between columns along beam:

Joists: 2" x 6", 8", 10" or 12" @ " spacing

Attach joist to the ledger board with joist hangers; if attached

Distance between supports (i.e. ledger board to beam)

Provide joist cantilever length past beam

Permit # _____
Town/Village/RM of _____
Date: _____

Wagner Inspection Services
Contact Date _____
225-2265 / 241-4741
wagnerdp@sasktel.net

Safety

Height from ground:

Clearance from deck to overhead wires:

For height of deck guardrail & stair handrail

see pages 2 & 3.

Roof: No Yes , (if "yes" then piles are required for support

and plans to be Engineer stamped & site specific.)

Engineered trusses: (if yes manufactured by -)

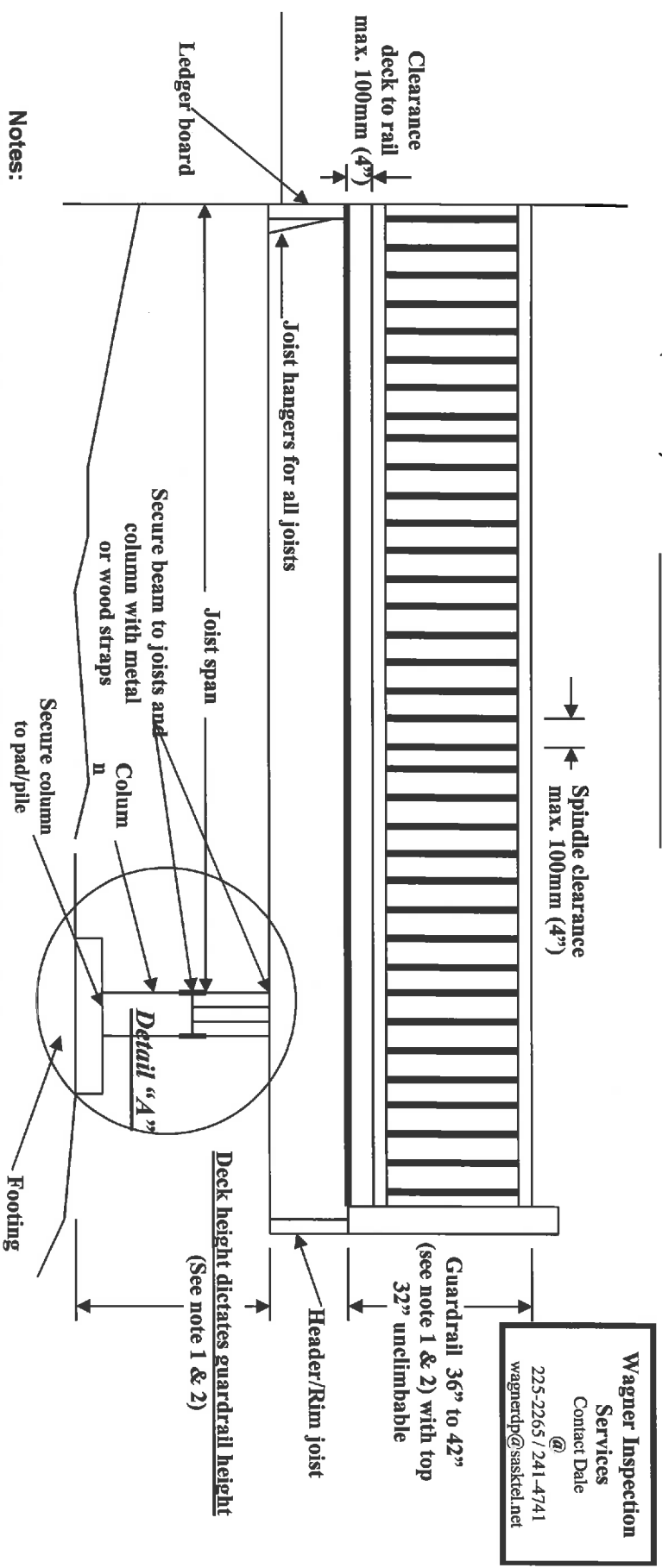
If no, then rafter & joist size " x "

Spaced apart with a overhang

Thickness/type of sheathing:

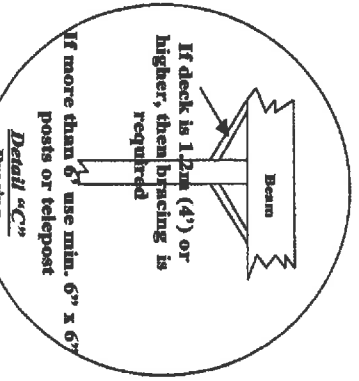
Type of shingles:

Decking material is _____ X _____ (i.e. radius/plywood/2"x6") (if composite; then joists to be 16" o.c.)
 Dimensional lumber/treated (i.e. 2" x 8") or other _____



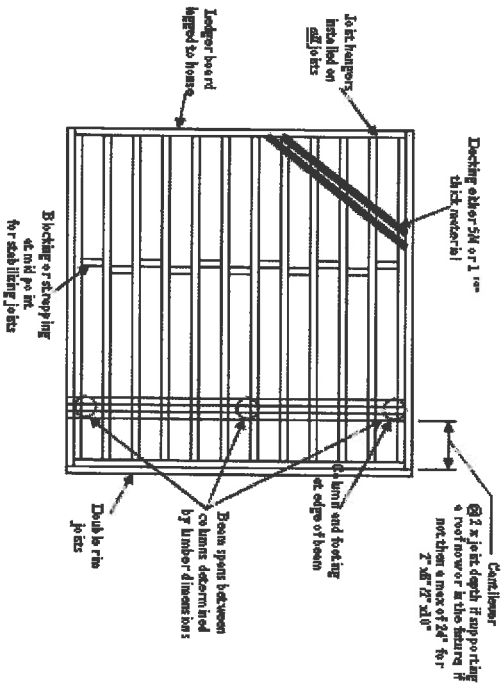
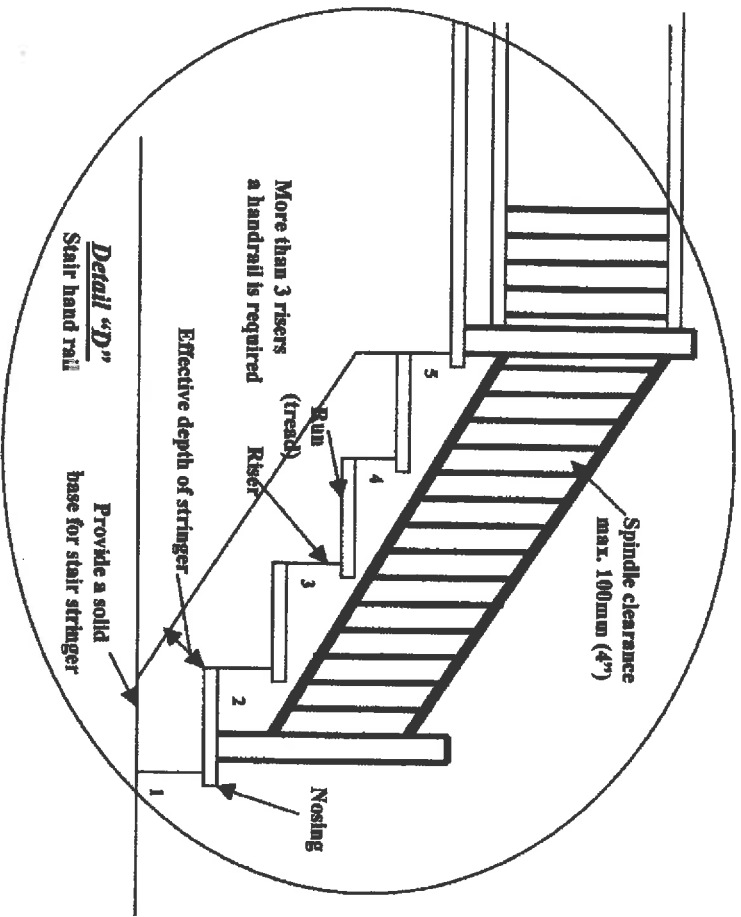
Wagner Inspection Services
 Contact Dale @ 225-2265/241-4741
 wagnerdp@sasktel.net

- Notes:**
1. Deck guardrails not to have a climbable foothold within 812mm (32") of top of rail.
 2. Deck guardrail height - above deck surface @ 1070mm (42"), if deck surface is over 1.8m (6'). If deck surface is between 610mm (24") and 1.8m (6'), then the guardrail is 914mm (36").
 3. Foundation is required if the deck is: (2005 NBC 9.12.2.2(7))
 - * a. more than one storey.
 - * b. more than 55m² (592 ft²) in size.
 - * c. more than 600mm (24") from the underside of joists to the finished ground.
 - * d. supporting a roof.
 - * e. attached to another building structure (i.e. a house)
 4. Beam splice or joints should be over a column, (not more than 1/2 of the splices over one column)



5. The cantilever of 2" x 10" joists is a maximum of 24".

Typical Stairs and Plan View



Wagner Inspection
Services
Contact Dale
225-2265 / 241-4741
wagnerdp@sasktel.net

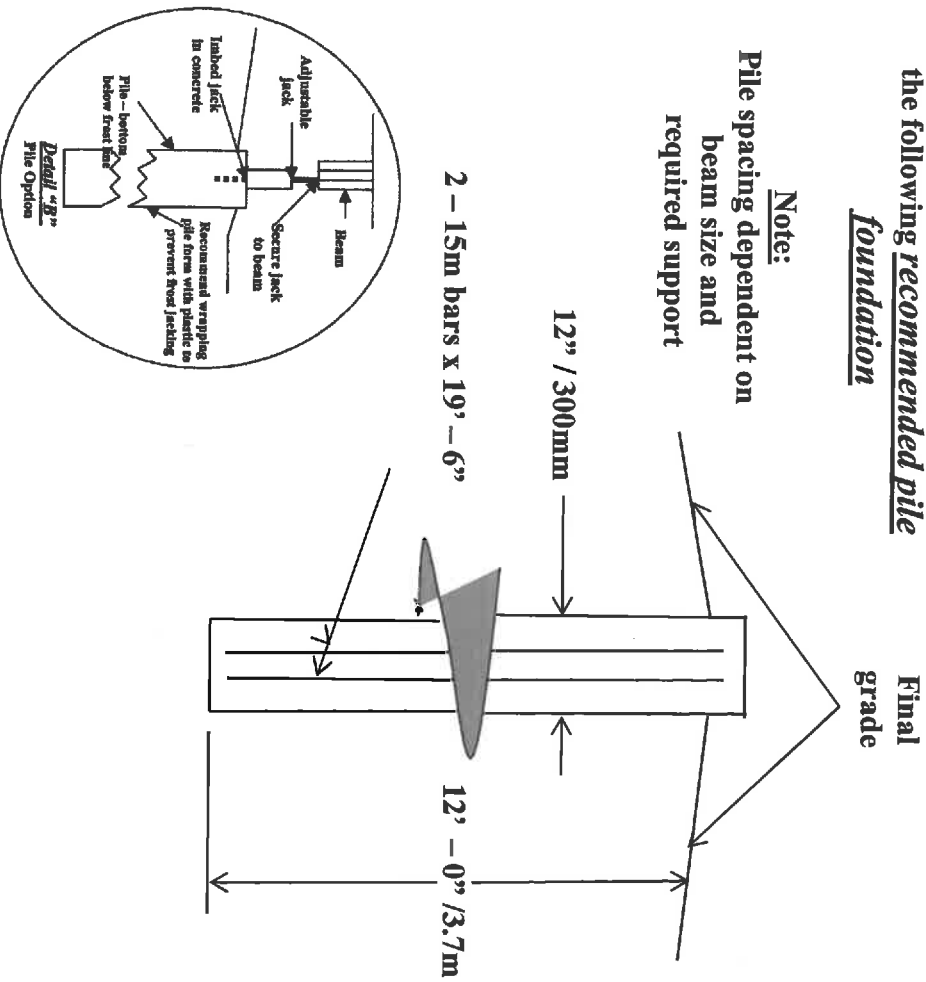
- Notes:**
1. Stair handrails - 800mm (31.5") min. and 965mm (38") max. above stair nosing (Detail "D"). Two handrails required for stairs or ramps over 1100mm (3' 7 5/16").
 2. Stringer min. effective depth (Detail "D") - 90mm (3 1/2") and thickness 38mm (1 1/2") and stringer to be spaced not more than 900mm (3') o.c. for stairs not serving more than one dwelling unit and 600mm (2') o.c. in other stairs.
 3. Tread/run (Detail "D") thickness 38mm (1 1/2") min. if stringers are more than 750mm (30") on center.
 4. Tread width 900mm (36") o.c.
 5. Min/max dimensions for Rise is 125mm (4 7/8") - 200mm (7 7/8"); Run is 210mm (8 1/4") - 355mm (14").
 6. Guards are required if: (2005 NBC 9.8.7.1(1))
 - a. there is a difference in elevation of more than 600mm (24") between the walking surface and the deck surface or 3 risers.

b. the adjacent surface within 1.2m (4') of the walking surface has a slope of more than 1 in 12 (meaning a ratio of 1' out and 2' down).

Recommended Pile Foundation (Detail B)


From page 2 of 3 it indicates a Engineer's stamp & site specific maybe require or do the following recommended pile foundation

Note:
Pile spacing dependent on beam size and required support



- Provide lot dimensions, deck location with set backs from property line, existing buildings.
- Sketch of deck showing dimensions & location/direction of joists, beams & stairs

Site Plan Required



Wagner Inspection Services
 Contact Dale
 225-2265 / 241-4741
 wagnerdp@sasktel.net